



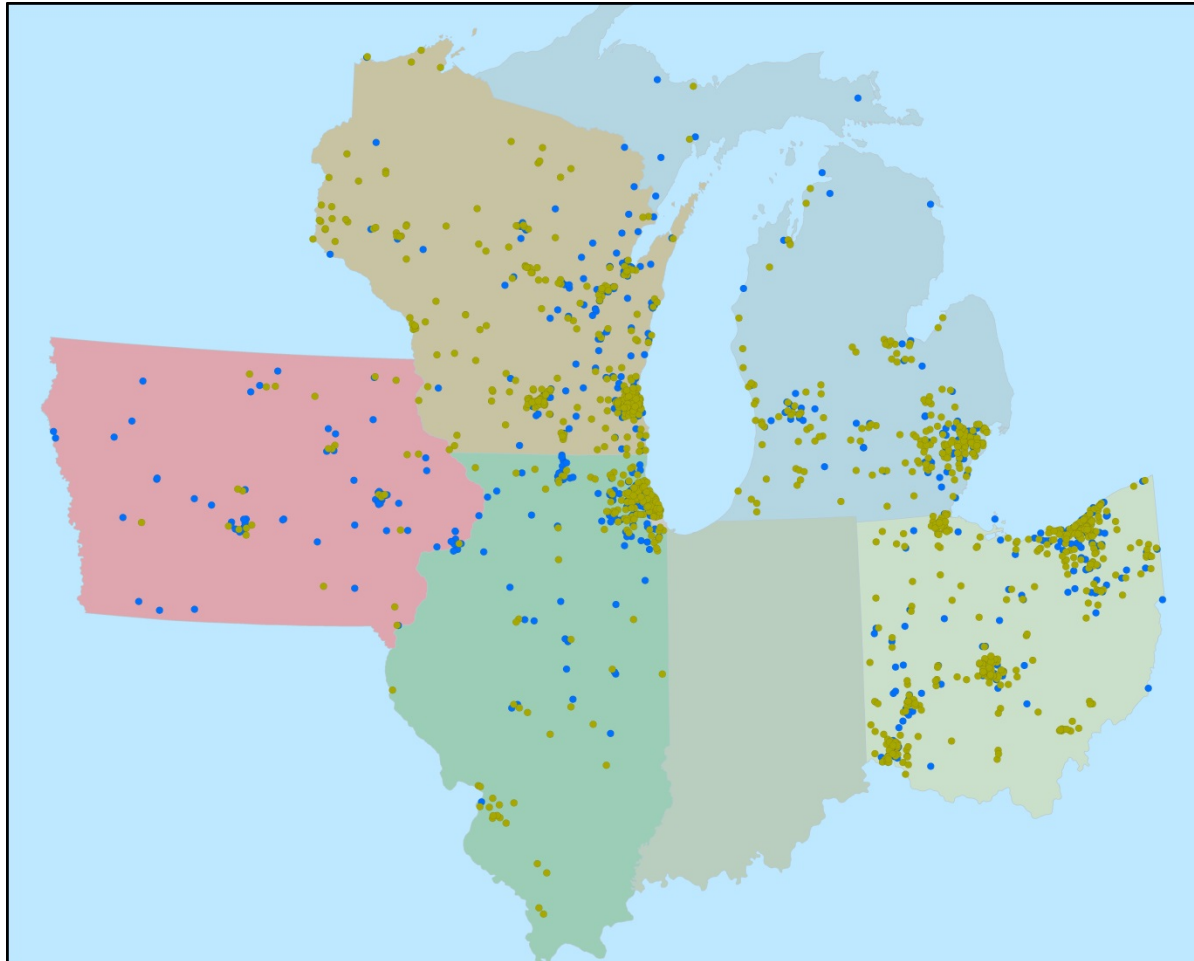
ENVIRONMENTAL LAW & POLICY CENTER
Protecting the Midwest's Environment and Natural Heritage

The Solar Power Supply Chain in Illinois

John Paul Jewell
Clean Energy Finance Specialist
8 April 2014
jjjewell@elpc.org



Midwest Clean Energy Supply Chain





Report Overview

- ELPC updating 2010/11 clean energy supply chain reports for 2014.
- Quantify and qualify who's working in wind and solar.
- Identify the relevant policy, incentives, regulations, and industrial base in region.
- IL vs. OH, WI, MI, IA.



Methodology Overview

- 2010/11: cold called developers, then suppliers, then sub-suppliers, etc.
- Interviews with companies in solar/wind supply chains.
- Since then, others making similar efforts.



Methodology Overview

- 2014 Sources

- ELPC
- Wisconsin Wind Works
- Milwaukee Metro Solar Hot Water Business Council
- Ohio Univ. Voinovich School CE3
- Ohio Development Services Agency
- Mich. Dept. of Energy
- Great Lakes Wind Network
- SEIA
- Growth Capital Network
- AWEA



Wind Power Companies by State

Total Wind Companies by State			
State	2014*	2010/2011	% Change
IA	77	75	3%
IL	167	152	10%
MI	129	120	8%
OH	233	107	118%
WI	229	171	34%

*2014 figures are preliminary and subject to change before final report release.



Solar Power Companies by State

Total Solar Companies by State			
State	2014*	2010/2011	% Change
IA	29	N/A	N/A
IL	222	96	131%
MI	213	121	76%
OH	409	65	529%
WI**	328	135	143%

*2014 figures are preliminary and subject to change before final report release.

**WI 2014 figures include Solar hot water companies, as specific data was available.



State Policy Specifics: OH

- SB-221: Alternative Energy Portfolio Standard: 25% by 2025, 12.5% renewables, 0.5% solar.
- Ohio Energy Gateway Fund: 2010 PPP with ARRA funds (\$40 MM) and match from venture capital.



State Policy Specifics: WI

- RPS: 10% by 2015. On track, no increase on horizon.
- Focus on Energy utility program: 1.2% of 3-yr average revenue on EE and RE (Canceled in 2011).
- Milwaukee Shines solar project financing: low interest loans for residential solar.



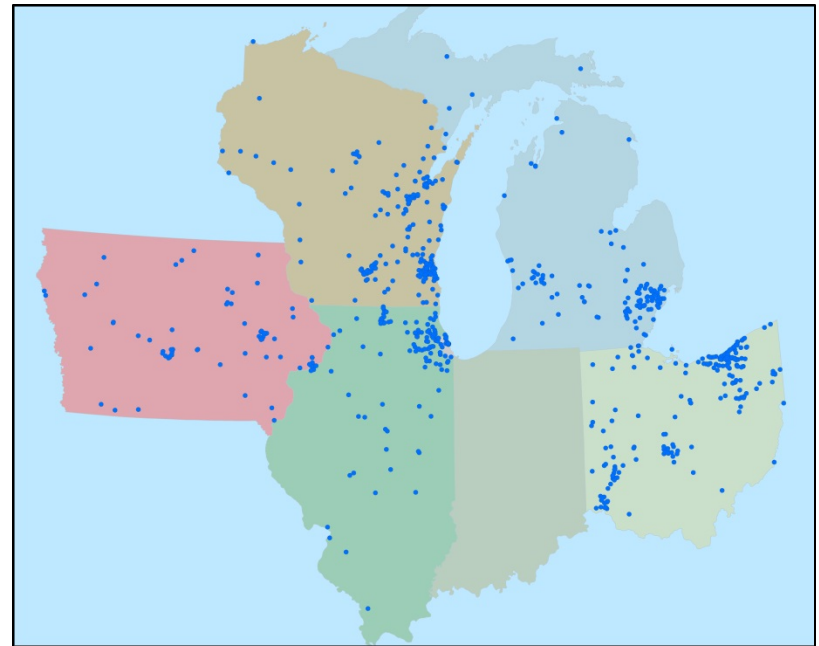
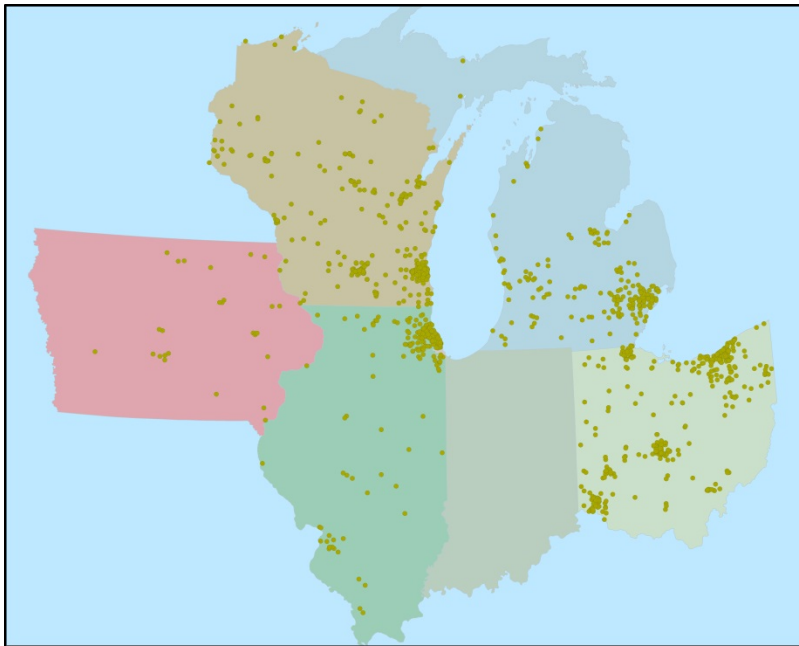
State Policy Specifics: IL

- Renewable Energy Standard (RES): 25% renewable energy by 2025.
- RES Solar Carve Out: 6% from solar, 1% distributed.
- IL Clean Energy Foundation grants: 4,300 grants totaling \$204 MM.
- IL RERP Grants: expired 2013.
- Net-metering Standards: <40 kw receive full retail rate.

Midwest Solar and Wind Supply Chain



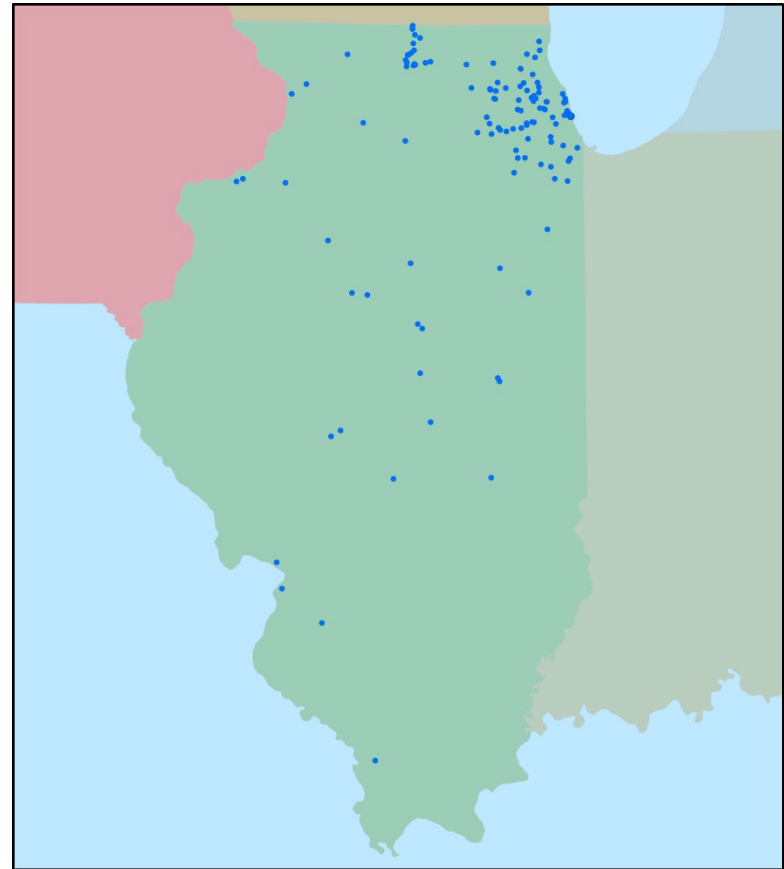
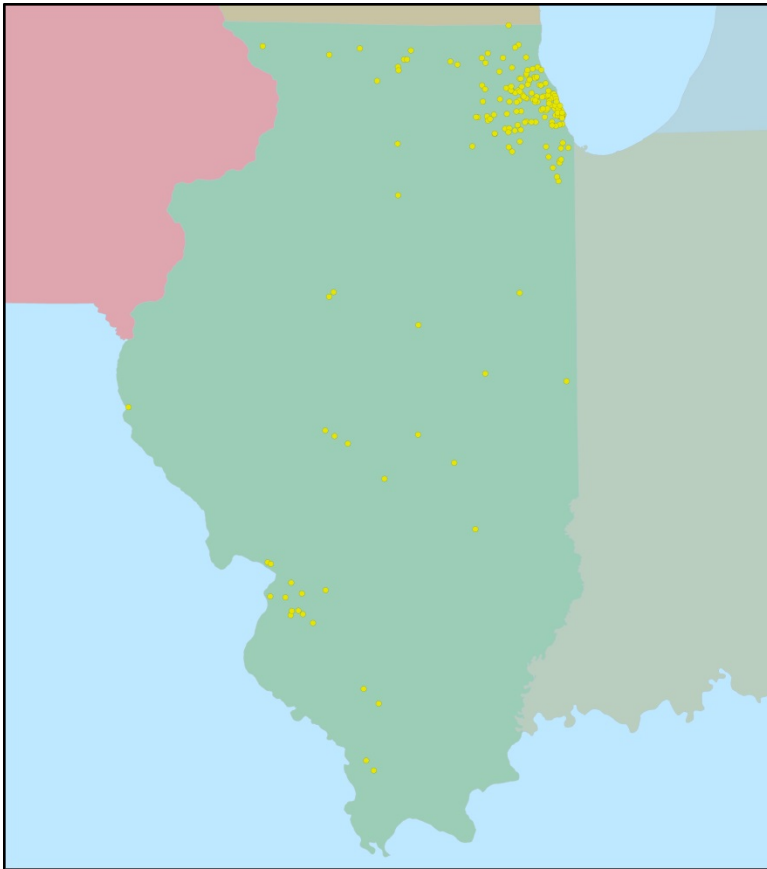
ENVIRONMENTAL LAW & POLICY CENTER



Illinois Solar and Wind Supply Chain

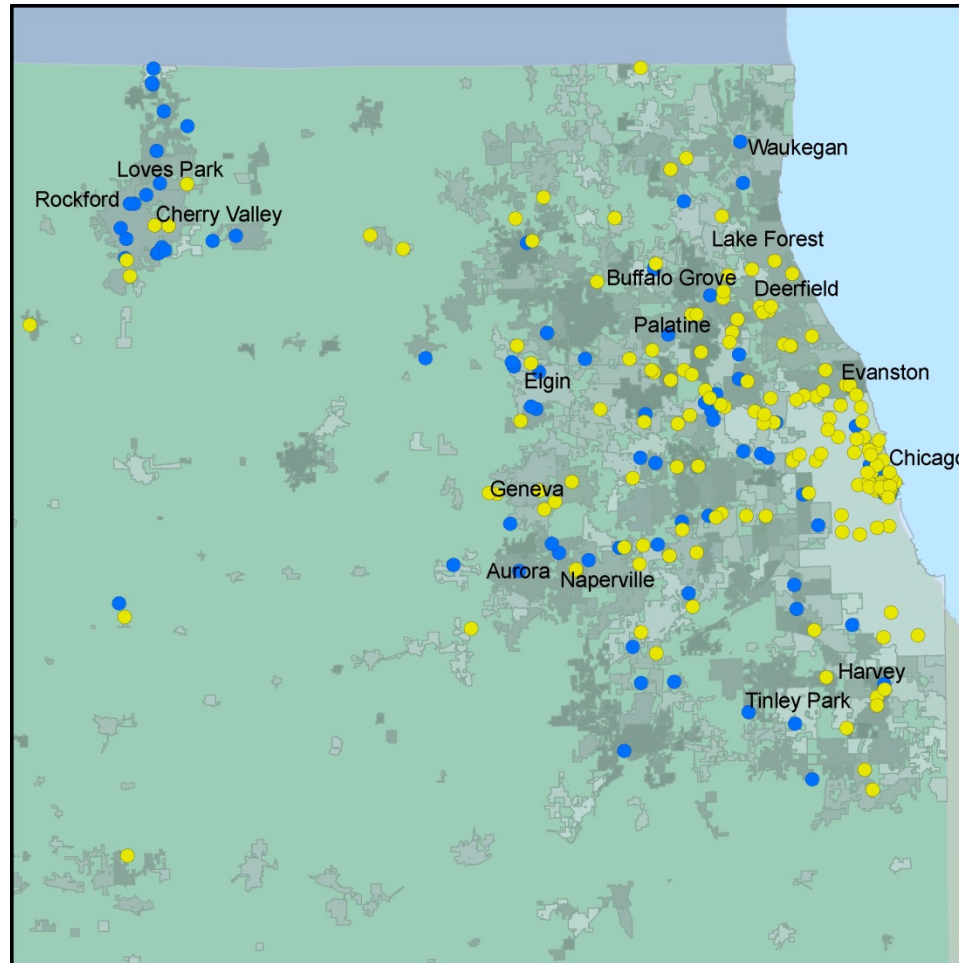


ENVIRONMENTAL LAW & POLICY CENTER





NE IL Clean Energy Supply Chain





elpc.org/publications

jjjewell@elpc.org

swochos@elpc.org